

Dear Families,

Welcome to Kindergarten! I am very excited to begin our school year together. Our year will be filled with spiritual and academic growth. Your child will be making new friends and exploring the areas of religion, English Language Arts, math, science, and social studies. We are blessed to have the Lord's guidance as we begin the first year of your child's formal education! Open communication, family involvement, and team work have been proven as successful factors in a child's educational achievement. Thank you for joining me and establishing a strong foundation for your child's future!

IMPORTANT INFORMATION:

- I will be setting up our classroom on August 8th, 9th, and 10th from 10:00am - 2:00pm. You are welcome to come in during that time to visit. (Please call first, just in case I could not make it in for some reason.) Many times, visiting the classroom and meeting the teacher before school begins helps to alleviate "first day jitters". ☺
- The first day of school is Wednesday, August 30th. All children are required to be in full uniform.
- Please see that your child has a backpack, and either a lunch from home or an order for a school lunch on the first day of school.
- Please send in a healthy, PEANUT FREE, snack each day. (No candy or juice boxes please.)
- Please label all clothing, backpacks, lunch boxes, and water bottles.

CJW
6/12/17

- Birthdays are exciting, and we do celebrate with a song, sticker, and certificate, which I provide. Due to allergies, please **do not** send in cupcakes or any other baked good.
- We do not nap, but I do provide a twenty minute rest time after lunch. Children are allowed to rest his or her head while they listen to soothing music. They may bring in a pillow or something soft to rest their head on.
- September is a month of transition, and therefore, homework will not begin until October.
- **Friday Folders!** Friday Folders are very important! They contain class work your child has completed, notes from me, and notices from the school. Please enjoy the folder with your child. Read it together, and discuss the work and notices. Folders must be signed and returned each Monday.
- **Blessed Sacrament School Website!** Be sure to visit our home page at www.blessedschoolpvd.com! Each month, our newsletter is posted. Many times, I will include high frequency words, stories, and other essential information regarding our classroom.
- My email is dhiggins@blessedschoolpvd.org. Please do not hesitate to contact me if you have questions or concerns!

May God Bless You,

Mrs. Doris Higgins

Suggested books to read with your child.

- Allard, Harry. **Miss Nelson Is Missing!**
- Ames, Lee J. **Draw Draw Draw.**
- Berenstain, Stan and Jan. **The Berenstain Bears.**
- Bridwell, Norman. **Clifford, the Big Red Dog.**
- Brown, Margaret W. **Goodnight, Moon.**
- Carle, Eric. **The Very Hungry Caterpillar.**
- Keats, Erza Jack. **The Snowy Day.**
- Lobel, Arnold. **Frog and Toad Are Friends.**
- Mayer, Mercer. **There's a Nightmare in My Closet.**
- McCloskey, Robert. **Make Way for Ducklings.**
- Piper, Watty. **The Little Engine That Could.**
- Potter, Beatrix. **The Tale of Peter Rabbit**
- Rey, H.A. **Curious George.**
- Sendak, Maurice. **Where the Wild Things Are.**
- Seuss, Dr. **The Cat in the Hat.**
- Solbdkina, Esphyr. **Caps for Sale.**
- Anonymous. Fairy tales, folk tales, and nursery rhymes including: "**Cinderella,**" "**The Gingerbread Man,**" "**Little Red Riding Hood,**" "**The Three Billy Goats Gruff,**" "**Goldilocks and the Three Bears,**" and **Mother Goose Rhymes.**

Visit these fun and educational websites and Apps:

www.abcya.com

www.scholastic.com









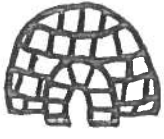
















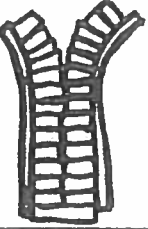
www.pbskids.org

alphabetbingo

bubbleschool

littlespeller

APPENDIX C: Alphabet Chart

<h2>Alphabet</h2> <p>abcd efg hijk lmnop qrs tuv wx yz</p>		<h3>A a</h3>  <p>apple</p>	<h3>B b</h3>  <p>bear</p>
<h3>C c</h3>  <p>cat</p>	<h3>D d</h3>  <p>dog</p>	<h3>E e</h3>  <p>elephant</p>	<h3>F f</h3>  <p>fish</p>
<h3>G g</h3>  <p>gate</p>	<h3>H h</h3>  <p>hat</p>	<h3>I i</h3>  <p>igloo</p>	<h3>J j</h3>  <p>jack-in-the-box</p>
<h3>K k</h3>  <p>kite</p>	<h3>L l</h3>  <p>leaf</p>	<h3>M m</h3>  <p>moon</p>	<h3>N n</h3>  <p>nest</p>
<h3>O o</h3>  <p>octopus</p>	<h3>P p</h3>  <p>pig</p>	<h3>Q q</h3>  <p>queen</p>	<h3>R r</h3>  <p>ring</p>
<h3>S s</h3>  <p>sun</p>	<h3>T t</h3>  <p>turtle</p>	<h3>U u</h3>  <p>umbrella</p>	<h3>V v</h3>  <p>vacuum</p>
<h3>W w</h3>  <p>window</p>	<h3>X x</h3>  <p>x-ray</p>	<h3>Y y</h3>  <p>yo-yo</p>	<h3>Z z</h3>  <p>zipper</p>

©1996 by Irene C. Fountas & Gay Su Pinnell from *Guided Reading*, Portsmouth, NH: Heinemann

Manuscript Alphabet

REPRODUCIBLE

a b c d e f g

h i j k l m n

o p q r s t u

v w x y z

A B C D E F G

H I J K L M N

O P Q R S T U

V W X Y Z , ' . ?

1 2 3 4 5 6

7 8 9 10

© Pearson Education, Inc.

Ways to Support Your Child's Learning at Home

1. Count! Count anything! Some things that you can have your child count are: spoons, forks in the drawer, number of flowers in the garden, number of kids at the party, number of cars in line, etc.
2. Have your child count out groups of objects into little piles. (pennies, buttons, paper clips) "Can you put 15 fish crackers in your snack container for tomorrow?"
3. Play with scrabble letters or magnetic fridge letters. Think of a name, animal, plant, etc. that starts with that letter.
4. Play Chutes and Ladders, Candyland, Checkers, etc.
5. Play simple cards games such as Crazy Eights, Old Maid, etc.
6. Provide hands on experiences related to basic facts to 10. For example, "If you have two crayons and I give you two more, then how many will you have?"
7. Teach your child to do simple dot to dots. Look in coloring books for easy dot to dots.
8. Have your child memorize his/her phone number. Any phone number can be sung to the tune of "Twinkle, Twinkle, Little Star."
9. Continue to provide experiences related to drawing, coloring, cutting and gluing in order to develop fine motor skills. Also, continue to provide activities to strengthen hand muscles using Legos or Playdough.
10. Find numbers and letters to discuss wherever you go! Room numbers, elevator buttons, street numbers, road signs, price tags, business signs.
11. Start teaching your child to write his last name and names of other family members.
12. Use the alphabet chart included in this packet to practice letters and sounds.

Kindergarten Supplies

Crayons (24) count

Children's scissors

4 glue sticks

Watercolor paint set

2 pocket folder (Please send in 2 folders - One will be for homework, and the second will be a Friday Folder.)

Wish list for the classroom:

Kleenex

Paper towels

Cleaning wipes, such as Lysol